

For More News Media Information, Contact:

Sherry L. Bale  
 Manager, Public Relations  
 O: 847-410-4432  
 During Market: 312-909-2499  
[sbale@generation-brands.com](mailto:sbale@generation-brands.com)

**TECH LIGHTING SHOWROOM: #TM-4705**


**TECH LIGHTING’S NEW 2015 PRODUCTS SHOWCASE ELEVATED DESIGN,  
 CONTINUED INNOVATION WITH THE LATEST LED TECHNOLOGY**

Skokie, Ill., January 13, 2015—Tech Lighting, an industry leader in offering a full complement of modern and innovative fixtures for residential and commercial spaces, will introduce its new-for-2015 products during the Dallas International Lighting Market, January 14-18, at the Dallas Market Center, 2100 North Stemmons Freeway, Showroom #TM-4705.




According to Josh Weiss, CEO of parent company Generation Brands, “The aim of this year’s launch is to make a bold statement in fixture design while supporting it with ever-improving LED technology. It’s no longer ‘here’s a fixture which is all about the LED,’ now it’s ‘here’s a beautiful, high performance fixture which is supported with the latest technology.’”

Here’s a sampling of new-for-2015 luminaires by Tech Lighting:


***Line-Voltage Pendants***

IMAGE	PRODUCT DESCRIPTION
	<p>Unexpected scale and extraordinary texture join forces to define this new <b>Karam</b> pendant by <b>Tech Lighting</b>. Made of ceramic material, the inner and outer walls of each over-sized shade are textured and painted by hand to create the rough and inherently unique appearance. With a choice of a Concrete (<i>shown</i>) or Black finish, the dimensions for this line-voltage pendant is 18.6” high and 21.3” in diameter. The smaller line-voltage pendant is 10.1” high and 11.7” in diameter. Available in LED.</p>

-more-

IMAGE	PRODUCT DESCRIPTION
	<p>The Palestra line-voltage pendant by Tech Lighting is inspired by highly detailed solid glass paperweights. Venetian artisans work with white glass rods to meticulously create a tightly wound spiral effect within clear glass, then rely on decades of craftsmanship to create a large, perfectly round globe that is simply stunning. An LED light source with a geometrically patterned heat sink was specially developed to contrast the organic swirling nature of the glass. The hardware is finished in Satin Nickel, and Palestra’s dimensions are 14.9” high and 15.5” in diameter.</p>
	<p>Shown are two <b>Palestra</b> line-voltage pendants by <b>Tech Lighting</b> over a dining room table.</p>
	<p>Made of stamped cold rolled steel, this large scale <b>Palisade</b> line-voltage pendant by <b>Tech Lighting</b> offers visual complexity and modern appeal. Slits cut within the inner shade allow light to escape into every other outer enclosure, creating an intriguing glow. Shade and finish combinations are Black/Gold (<i>shown</i>) or White/White. Palisade’s dimensions are 15” high and 20.5” in diameter.</p>

-more-


IMAGE	PRODUCT DESCRIPTION
	<p>Inspired by large medieval cast iron chandeliers, the thick outer metal ring of the <b>Bodiam</b> line-voltage pendant by <b>Tech Lighting</b> houses dual stacked rows of inward firing LEDs which are treated with a special linear spread diffuser to create a unique twinkling effect while evenly distributing the light and minimizing glare. Available in either a Satin Nickel (<i>shown</i>) or Antique Bronze finish, Bodiam’s dimensions are a slim 2” high and 30.4” in diameter.</p>

**Low-Voltage Pendants**



	<p>A solid cylinder of optic crystal is hand-cut to create two elegant bands of light set off by the negative space of the <b>Akida</b>’s handsome metal rings. This low-voltage pendant by <b>Tech Lighting</b> also has a hand-blown frosted glass inner diffuser which gently softens the light and provides depth. Glass color and ring finish options are Smoke/Matte Black (<i>shown</i>), Smoke/Matte White, Smoke/Satin Nickel, Clear/Matte Black, Clear/Matte White and Clear/Satin Nickel. Akida’s dimensions are 7” high and 4.3” in diameter.</p>
	<p>The <b>Henrik</b> from <b>Tech Lighting</b> features a spun metal upper body which is hand-painted with rubberized enamel for a soft, matte finish. It’s then combined with a beautifully hand-polished, premium pressed glass shade for a unique, contemporary closed bottom, low-voltage LED pendant. With a Satin Nickel finish, shade choices are Black Rubberized (<i>shown</i>) Brushed Aluminum and White Rubberized. Its dimensions are 6” high and 6” in diameter. A larger Henrik Grande line-voltage pendant is available.</p>

**Suspension**


	<p>The new <b>Vandor</b> linear suspension by <b>Tech Lighting</b> has parallel planes of cold rolled steel coated in matte rubberized paint which reveal decorative satin nickel endcaps. These endcaps house a recessed LED source designed to distribute a significant punch of task lighting on surfaces below without glare. Available in a Gray Rubberized (<i>shown</i>) or White Rubberized color—both with a Satin Nickel finish—Vandor’s dimensions are 50” long and 4” high.</p>
---	---

IMAGE	PRODUCT DESCRIPTION
	<p>The slender metal ring (1.5”) of the <b>Fiama</b> by <b>Tech Lighting</b> houses gently diffused upward and downward firing LEDs to provide functional light. There are three Fiama sizes, two single tier suspension lights at 24” and 30” in diameter plus a two-tier 30” in diameter. Fiama is a unique fixture, as a wide variety of optional LED candle accessories can be ordered to enable designer customization. The candles come in three sizes (9.4”, 12.4” and 15.4” high), three finishes (Black Rubberized, Satin Nickel and White Rubberized) and two flame colors (Polished Copper and Polished Nickel).</p>



**Flush Mounts**

	<p>The ceramic shade of the contemporary <b>Karam</b> LED flush mount by <b>Tech Lighting</b> is textured and painted by hand to create the rough and inherently unique appearance. The inner texture is highlighted by the softly diffused light emitted from a sleek acrylic dome. In Concrete (<i>shown</i>) or White, the Karam is 3.2” high and 12.1” in diameter.</p>
	<p>Highly sophisticated styling and incredible depth of design exude from this modern <b>Ambist</b> flush mount from <b>Tech Lighting</b>. A beautiful hand-blown glass shade seamlessly aligns with the metal body which houses two LED light sources. A powerful yet controlled center beam provides general illumination while an indirect ring of light provides visual contrast through the glass. The glass is available in two colors (Clear and Smoke) and two finishes (Satin Nickel or White Rubberized). Shown is the Smoke/White Rubberized combination. Ambist’s dimensions are 4.5” high and 13” in diameter.</p>

**Heads**

	<p>Inspired by early flip phone designs, this <b>Flip</b> directional head by <b>Tech Lighting</b> provides a well-controlled beam of light by way of six LEDs, each with a dedicated beam control optic. Importantly, it has a highly versatile 90 degree tilt up or down and 80 degree rotation on either side of a Tech Lighting Monorail. Flip is compatible with Tech Lighting’s two-circuit monorail as well. Its dimensions are 8” high and 1.2” wide, and Flip is finished in Satin Nickel.</p>
---	---

**Wall**

IMAGE	PRODUCT DESCRIPTION
	<p>Modern minimalist design exudes from this versatile LED <b>Wynter Linear</b> wall sconce—which can also be installed as a flush mount—by <b>Tech Lighting</b>. A precisely executed acrylic shade provides a smooth wash of light as it’s intentionally interrupted by negative space in the center of the fixture for visual contrast. Its dimensions are 2” high and 24” long, and finishes are either Antique Bronze (<i>shown</i>) or Satin Nickel. ADA compliant. Two other fixtures in the line, the Wynter Round and Wynter Square, are available in small, medium and large sizes.</p>
	<p>The <b>Backjet</b> wall sconce by <b>Tech Lighting</b> is inspired by drops falling into a calm body of water. An LED light source shielded by a floating dome provides a bounty of indirect illumination. Beautiful patterns of light and shadow are created as light washes over the highly detailed wall plate. Available finishes are Gold (<i>shown</i>), Gloss Black and Gloss White, and Backjet’s dimensions are 14” high, 4.5” wide and 3.1” deep. ADA compliant.</p>

**About Tech Lighting**

Tech Lighting offers decorative and architectural lighting brands including Tech Lighting and ELEMENT. Known for its sophisticated, modern designs combined with the latest advancements in lighting technology and expert craftsmanship, the company offers a wide variety of product categories such as specification-grade downlights, low-voltage and line-voltage heads and pendants, wall sconces, ceiling fixtures, flush mounts, suspension pieces, bath bars, and LED undercabinet, display and cove lighting with its Unilume line. Tech Lighting has been a premier choice of architects, specifiers, lighting designers, interior designers and homeowners since 1988. Tech Lighting’s products can be found in lighting retailers and through sales representatives across North America. For detailed product information, visit [www.techlighting.com](http://www.techlighting.com), [www.element-lighting.com](http://www.element-lighting.com) or [www.techlighting/GATICA.com](http://www.techlighting/GATICA.com), and for decorating ideas, go to [www.facebook.com/techlighting](http://www.facebook.com/techlighting), [www.pinterest.com/techlighting](http://www.pinterest.com/techlighting) and [www.houzz.com/pro/techlighting](http://www.houzz.com/pro/techlighting).

**About Generation Brands**

As parent company to Tech Lighting, Generation Brands is one of America’s leading companies serving lighting retailers and the electrical wholesale, home improvement and building industries. The company has an outstanding portfolio of residential and commercial lighting fixtures and ceiling fans which provide value and growth to its customers and end-users with superior service, leading edge design and outstanding quality.

###