


PRODUCT FEATURES

Pack of 10 easy to apply, high-bond tape used as an alternative mounting solution for a secure hold. Once fixture is installed, the Double-Sided Tape is completely concealed by the rear channel of the fixture. Included with ESSENCE fixture and to be used every foot.



LAMPING

Double Sided Tape



Double Sided Tape Tape in Channel

ORDERING INFORMATION

ESTPDS	SHAPE OR SIZE
	75 0.5" W X 0.75" L
	95 0.5" W X 0.95" L

ESTPDS _____

JOB NAME _____

NOTES _____



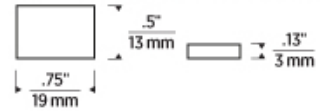
CHANNEL MOUNTING DOUBLE SIDED TAPE



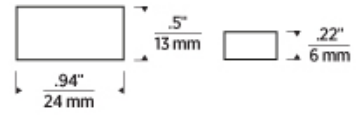
SPECIFICATIONS

PRIMARY MATERIAL
SHADE MATERIAL
NET WEIGHT
HEIGHT
WIDTH
LENGTH
WET LISTED
DAMP LISTED
DRY LISTED
GENERAL LISTING
INCLUDES

.75" FOR USE WITH
0604/0606/0808/1206/1212 CHANNEL



.95" FOR USE WITH 1212 CHANNEL



LAMPING SPECIFICATIONS

	LED LAMP	INTEGRATED LED	NON LED	NO LAMP
DELIVERED LUMENS				
WATTS				
MAX WATTAGE PER BULB				
INPUT VOLTAGE/ DIMMING TYPE				
CCT				
CRI				
LED LIFETIME				
L70				
AVERAGE BULB HOURS				
FIELD SERVICEABLE LED				
LAMP BASE				
LAMP SHAPE				
LAMP INCLUDED?				
WARRANTY**				

* Dimming information available at www.techlighting.com/Downloads#dimming
 ** Visit techlighting.com for specific warranty limitations and details.

T20 / T24 / JA8 INFORMATION

	Integrated LED	Replacement LED Lamp	No Lamp *
This product can be used to comply with California Building Energy Efficiency Standards 2016 Title 24 Part 6 / JA8.			Yes
This product can be used to comply with California Appliance Efficiency Standards 2016 Title 20 and may be shipped to and sold in California.			Yes

* If a light fixture or component does not include a lamp or light source, it is the responsibility of the customer to select a lamp that meets the T24 and T20 requirements.

