

# ESSENCE™

## WARM DIM LED TAPE

ESSENCE Warm Dim LED tape is a brilliant choice for tight spaces or locations not suitable for fixtures. This field-cutttable LED tape transitions to a warmer CCT as dimmed to simulate the comfortable glow of an incandescent lamp.

### CLEAN AESTHETIC WITH MINIMAL SHADOWING

- Tight LED pitch (52 LEDs/ft)

### EASE OF SPECIFYING AND INSTALLATION

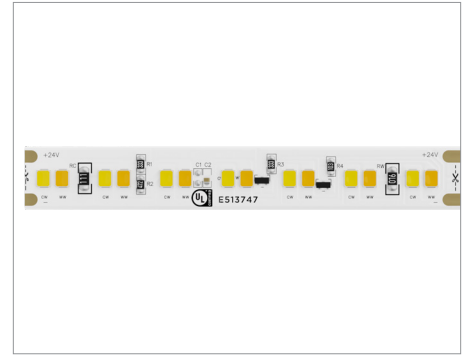
- Tape is field-cutttable in 3.3-in increments, ordered by the foot
- Includes 3M™ tape for robust mounting
- Robust tape-to-tape and tape-to-wire connectors, wire management clips, and splice boxes are available

### MINIMAL VOLTAGE DROP AND HIGH RELIABILITY

- Ultra-premium electrical and thermal conductivity, performance, and reliability
- Copper substrate minimizes voltage drop for consistent brightness along the run

### APPLICATION VERSATILITY

- Standard reverse-phase, forward-phase, and TRIAC dimming down to 0.2%, and eldoLED 0-10V down to 0.1%
- Registered CEC appliance database; complies with CEC 2019 Title 24 Part 6
- ETL Listed Class 2, Damp Location



WARM DIM LED TAPE

## SPECIFICATIONS

	WARM DIM	
DELIVERED LUMENS/FT	350	500
WATTS/FT	3.4	5.3
EFFICACY	104	94
CCT	3000K - 1800K	
COLOR CONSISTENCY	2-step	
COLOR QUALITY	CRI 95+, R <sub>g</sub> 90+, R <sub>f</sub> 90+, R <sub>g</sub> 95	
CRI	95+	
VOLTAGE	Channels and LED tape: 24VDC input Power supplies: 120V or 277VAC input; 24VDC output	
DIMMING	Reverse-phase, forward-phase, and TRIAC dimming (down to 0.2%) Standard 0-10V dimming (down to 5%)   eldoLED 0-10V dimming (down to 0.1%)	
POWER SUPPLY	Constant voltage with +0.9 power factor and +80% efficiency. Class 2 up to 100W.	
GENERAL LISTINGS	ETL Listed Class 2, Damp Location.	
CALIFORNIA TITLE 24	Registered CEC appliance database. Complies with CEC 2019 Title 24 Part 6.	
L70	50,000 hours min	
WARRANTY	LED tape 10 years; Power supplies 5 years	

Ordering grids available on page 2.

Visit [www.techlighting.com](http://www.techlighting.com) for specific warranty limitations and details.

# ESSENCE™

## WARM DIM LED TAPE

### ORDERING GRIDS

---

#### LED TAPE WARM DIM

(2-STEP)

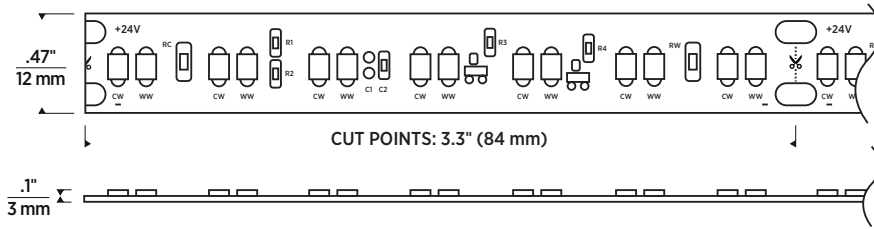
PRODUCT	LENGTH IN FEET	OUTPUT/FT	CRI/CCT
<b>ESLTD</b> ESSENCE LED TAPE	<b>1-28</b> (1 FT INCREMENTS)	<b>350</b> 350 LM/FT <b>500</b> 500 LM/FT <sup>1</sup>	<b>9W3018</b> 95 CRI, WARM DIM, 3000K-1800K
<b>ESLTD</b>			<b>9W3018</b>

<sup>1</sup>500 - 500 output 18 ft max length.

# ESSENCE™

## WARM DIM LED TAPE

### DIMENSIONS



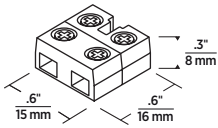
### ACCESSORIES



#### LED TAPE-TO-WIRE CONNECTOR

Tape-to-wire connectors are used to feed power to a run of LED tape. Compatible with 14-20 AWG wire.

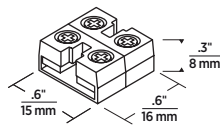
ORDERING INFORMATION  
ESLCTW12-2



#### LED TAPE-TO-TAPE CONNECTOR

Tape-to-tape connectors are used to extend a run of LED tape.

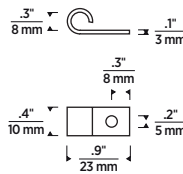
ORDERING INFORMATION  
ESLCTT12-2



#### WIRE MANAGEMENT CLIP

Wire management clip helps route and conceal wiring. Includes 10 clips and screws.

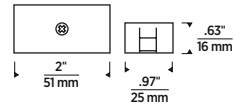
ORDERING INFORMATION  
ESLTCLPJ



#### SPLICE BOX

Splice box is used for housing low-voltage wire connections.

ORDERING INFORMATION  
ESLTSBB BLACK  
ESLTSBW WHITE






# ESSENCE™

## WARM DIM LED TAPE

### REMOTE POWER SUPPLIES

All power supplies are Damp Location Listed.

POWER SUPPLY	ITEM NUMBER	MINIMUM <sup>1</sup> DIMMING LEVEL	FEATURES
<b>REVERSE-PHASE, FORWARD-PHASE, TRIAC</b>			
 <p>INDOOR - 60W      INDOOR - 96W</p>	<p><b>60W:</b> ESPR06024ELV120 8.1"L x 4.1"W x 1.8"H</p> <p><b>96W:</b> ESPR10024ELV120 13.5"L x 4.5"W x 2.4"H</p>	0.2%	<ul style="list-style-type: none"> <li>• 120V input voltage; 24VDC output voltage</li> <li>• Complies with CEC 2019 Title 24 Part 6</li> </ul>
<b>0-10V</b>			
 <p>INDOOR - 60W      INDOOR - 96W</p>	<p><b>Standard</b></p> <p><b>60W:</b> ESPR06024010120-277 8.1"L x 4.1"W x 1.8"H</p> <p><b>96W:</b> ESPR10024010120-277 13.5"L x 4.5"W x 2.4"H</p>	5%	<ul style="list-style-type: none"> <li>• Universal 120V-277V input voltage; 24VDC output voltage</li> <li>• Complies with CEC 2019 Title 24 Part 6</li> </ul>
 <p>INDOOR - 60W AND 96W</p>	<p><b>EldoLED LINEARdrive</b></p> <p><b>60W:</b> ESPR060241010120-277 8.1"L x 4.1"W x 1.8"H</p> <p><b>96W:</b> ESPR100241010120-277 8.1"L x 4.1"W x 1.8"H</p>	0.1%	

<sup>1</sup>Minimum dimming levels vary by dimmer. For more information, reference the ESSENCE architectural light channels and LED tape dimmer compatibility chart available for download on [www.techlighting.com](http://www.techlighting.com).

