

# PITCH SINGLE WALL SCONCE



An architectural profile reminiscent of beautifully classic roof lines delivers significant light output in this modern LED wall sconce suitable for both indoor and outdoor applications. The Pitch Single's die-cast metal body houses powerful LED light sources that create visual appeal as light cascades down along a wall.

## High quality LM80-tested LEDs

for consistent long-life performance and color

## Outstanding protection against the elements:

- Marine-grade powder coat finishes
- Stainless Steel mounting hardware
- Impact-resistant, UV stabilized frosted acrylic lensing

## Can be mounted for up lighting or down lighting

## SPECIFICATIONS

|                       |                          |
|-----------------------|--------------------------|
| DELIVERED LUMENS      | 823                      |
| WATTS                 | 26.1                     |
| VOLTAGE               | 120V, 277V               |
| DIMMING               | ELV                      |
| LIGHT DISTRIBUTION    | Symmetric                |
| MOUNTING OPTIONS      | Downlight or Uplight     |
| CCT                   | 3000K                    |
| CRI                   | 80+                      |
| COLOR BINNING         | 3 Step                   |
| BUG RATING            | B1-U0-G0                 |
| DARK SKY              | Compliant (Downlight)    |
| WET LISTED            | IP65                     |
| GENERAL LISTING       | ETL, Title 24            |
| START TEMP            | -30°C                    |
| FIELD SERVICEABLE LED | No                       |
| CONSTRUCTION          | Aluminum                 |
| HARDWARE              | Stainless Steel          |
| FINISH                | Marine Grade Powder Coat |
| LED LIFETIME          | L70; 70,000 Hours        |
| WARRANTY*             | 5 Years                  |

\* Visit [techlighting.com](http://techlighting.com) for specific warranty limitations and details.



PITCH SINGLE  
shown in black



PITCH SINGLE  
shown in bronze



PITCH SINGLE  
shown in charcoal

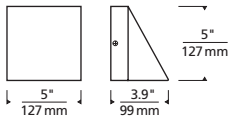


PITCH SINGLE  
shown in silver

## ORDERING INFORMATION

| 700WSPIT | SIZE     | FINISH     | LAMP                              |
|----------|----------|------------|-----------------------------------|
|          | S SINGLE | B BLACK    | -LED830 LED 80 CRI, 3000K 120V    |
|          |          | Z BRONZE   | -LED830277 LED 80 CRI, 3000K 277V |
|          |          | H CHARCOAL |                                   |
|          |          | I SILVER   |                                   |

# PITCH SINGLE WALL SCONCE



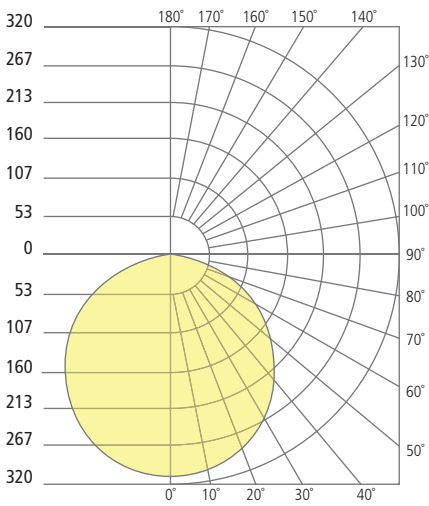
Pitch Single

## PHOTOMETRICS\*

\*For latest photometrics, please visit [www.techlighting.com/OUTDOOR](http://www.techlighting.com/OUTDOOR)

### PITCH SINGLE

- Total Lumen Output: 823
- Total Power: 26.2
- Luminaire Efficacy: 31.4
- Color Temp: 3000K
- CRI: 80+
- BUG Rating: B1-U0-G0



## PROJECT INFO

FIXTURE TYPE & QUANTITY

JOB NAME & INFO

NOTES

---



---



---



---



---



---



GENERATION BRANDS

7400 Linder Avenue, Skokie, Illinois 60077

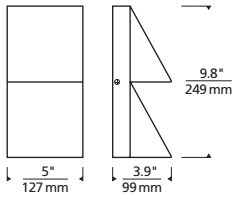
T 847.410.4400 F 847.410.4500



© 2016 Tech Lighting, L.L.C. All rights reserved. The "Tech Lighting" graphic is a registered trademark of Tech Lighting, L.L.C. Tech Lighting reserves the right to change specifications for product improvements without notification.



# PITCH DOUBLE WALL SCNCE



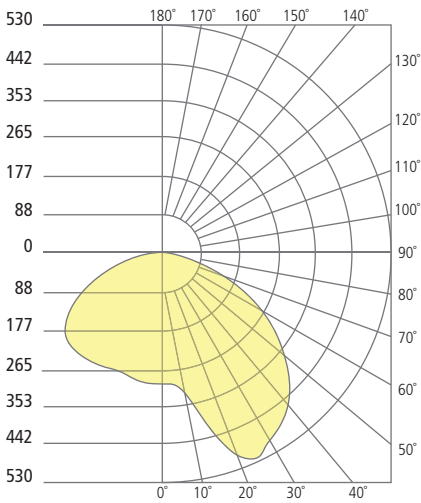
Pitch Double

## PHOTOMETRICS\*

\*For latest photometrics, please visit [www.techlighting.com/OUTDOOR](http://www.techlighting.com/OUTDOOR)

### PITCH DOUBLE

Total Lumen Output: 1193  
 Total Power: 47.5  
 Luminaire Efficacy: 25.1  
 Color Temp: 3000K  
 CRI: 80+  
 BUG Rating: BI-U1-GO



## PROJECT INFO

| FIXTURE TYPE & QUANTITY | JOB NAME & INFO | NOTES |
|-------------------------|-----------------|-------|
|                         |                 |       |
|                         |                 |       |



GENERATION BRANDS  
 7400 Linder Avenue, Skokie, Illinois 60077  
 T 847.410.4400 F 847.410.4500

# PITCH TRIPLE WALL SCONCE



An architectural profile reminiscent of beautifully classic roof lines delivers significant light output in this modern LED wall sconce suitable for both indoor and outdoor applications. The Pitch Triple's die-cast metal body houses powerful LED light sources that create visual appeal as light cascades from one angular tier to the next.

## High quality LM80-tested LEDs

for consistent long-life performance and color

## Outstanding protection against the elements:

- Marine-grade powder coat finishes
- Stainless Steel mounting hardware
- Impact-resistant, UV stabilized frosted acrylic lensing

## Can be mounted for up lighting or down lighting

## SPECIFICATIONS

|                       |                          |
|-----------------------|--------------------------|
| DELIVERED LUMENS      | 1486                     |
| WATTS                 | 63.6                     |
| VOLTAGE               | 120V, 277V               |
| DIMMING               | ELV                      |
| LIGHT DISTRIBUTION    | Symmetric                |
| MOUNTING OPTIONS      | Downlight or Uplight     |
| CCT                   | 3000K                    |
| CRI                   | 80+                      |
| COLOR BINNING         | 3 Step                   |
| BUG RATING            | B1-U2-G1                 |
| DARK SKY              | Compliant (Downlight)    |
| WET LISTED            | IP65                     |
| GENERAL LISTING       | ETL, Title 24            |
| START TEMP            | -30°C                    |
| FIELD SERVICEABLE LED | No                       |
| CONSTRUCTION          | Aluminum                 |
| HARDWARE              | Stainless Steel          |
| FINISH                | Marine Grade Powder Coat |
| LED LIFETIME          | L70; 70,000 Hours        |
| WARRANTY*             | 5 Years                  |

\* Visit [techlighting.com](http://techlighting.com) for specific warranty limitations and details.



PITCH TRIPLE  
shown in black



PITCH TRIPLE  
shown in bronze



PITCH TRIPLE  
shown in charcoal

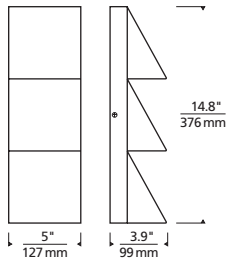


PITCH TRIPLE  
shown in silver

## ORDERING INFORMATION

| 700WSPIT | SIZE   | FINISH   | LAMP                              |
|----------|--------|----------|-----------------------------------|
| T        | TRIPLE | B BLACK  | -LED830 LED 80 CRI, 3000K 120V    |
| Z        |        | BRONZE   | -LED830277 LED 80 CRI, 3000K 277V |
| H        |        | CHARCOAL |                                   |
| I        |        | SILVER   |                                   |

# PITCH TRIPLE WALL SCONCE



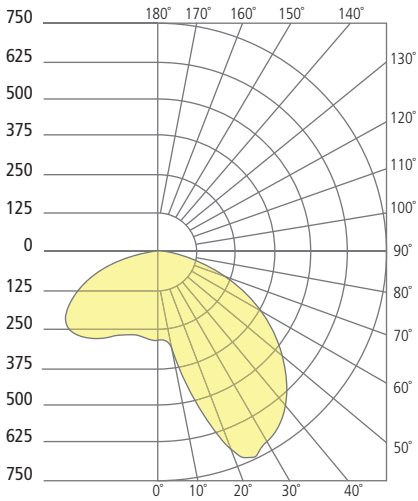
Pitch Triple

## PHOTOMETRICS\*

\*For latest photometrics, please visit [www.techlighting.com/OUTDOOR](http://www.techlighting.com/OUTDOOR)

### PITCH TRIPLE

Total Lumen Output: 1486  
 Total Power: 63.6  
 Luminaire Efficacy: 23.3  
 Color Temp: 3000K  
 CRI: 80+  
 BUG Rating: B1-U2-G1



## PROJECT INFO

FIXTURE TYPE & QUANTITY

JOB NAME & INFO

NOTES

---



---



---



---



---



---



GENERATION BRANDS  
 7400 Linder Avenue, Skokie, Illinois 60077  
 T 847.410.4400 F 847.410.4500



© 2016 Tech Lighting, L.L.C. All rights reserved. The "Tech Lighting" graphic is a registered trademark of Tech Lighting, L.L.C. Tech Lighting reserves the right to change specifications for product improvements without notification.